

LENCOSPOT® MARK II®

With the **LENCOSPOT® MARK II®** Welder, you can make factory type spot welds in the shop. It's simple to operate...simply press the two electrode guns against the work, press the button and the welder does the work. Two spot welds every time. Time of the welds are automatically controlled by solid state electronic circuitry. No guess work...**no gases or wire to buy...no warpage...no flame...**and perfect welds time after time, panel after panel. It is the perfect answer to lower the ever rising labor costs.

**THE LENCOSPOT® MARK II®
Autobody Dual-Spot Welder
Offers All These Features:**

- Protected Control Panel
- Streamlined Construction
- On/Off Indicating Switch
- Solid State Timer
- Tool Storage Space
- Easy Portability

Part No.
L-4000



ORDERING INFORMATION

Part No.	Ordering No.	Description	Primary Voltage	KVA Rating	Line Fuse	Size	Power Input Cable	Welding Cable Length	Maximum Welding Capacity	Weight
L-4000	20400	LENCOSPOT® Mark II®	208/230 Single Phase 60/50HZ	4	50 Amp	20 1/2"Hx11"Wx16"L	50', No.10/3 wire	5'	20 Gauge Autobody Steel	110 lbs.(49.9kg)
L-4480	20480	LENCOSPOT® Mark II®	480 Single Phase 60/50HZ	4	30 Amp	20 1/2"Hx11"Wx16"L	Not Available	5'	20 Gauge Autobody Steel	97 lbs. (44kg)
A-260	29130	5' Cable Assembly						5'		12 lbs. (5.44kg)

PORTABLE DENT PULLING SYSTEMS



LP-2000 - Star tip weld directly to the workpiece.
Built on slide hammer for one step operation.
Can shrink light gauge metals.

The newest generation of Lenco dent pulling systems allows for any type of pull in any situation. The systems have their own specially designed transformers and are available in 120 or 230 VAC.



HP-2010 - T-handle can be used for short controlled pulls.
Lightweight, padded grip for comfortable usage.
Can shrink light gauge metals.

ORDERING INFORMATION

Part No.	Ordering No.	Description	Primary Voltage	Line Fuse	Size	Power Input Cable	Cable Assembly Length	Weight
LP-2000	20720	LENCOPULL®	208/230 Single Phase 60/50HZ	30 Amp	11 1/2"Hx15"Wx16 3/4"L	25', No. 12/3 wire	7' Power Cable Lead 7' Ground Cable Lead	64 lbs.(29kg)
LP-2000	20820	LENCOPULL®	120 60/50HZ	20 Amp	11 1/2"Hx15"Wx16 3/4"L	25', No. 12/3 wire	7' Power Cable Lead 7' Ground Cable Lead	64 lbs.(29kg)
HP-2010	20710	LENCOPULL®	208/230 Single Phase 60/50HZ	30 Amp	11 1/2"Hx15"Wx16 3/4"L	25', No. 12/3 wire	7' Power Cable Lead 7' Ground Cable Lead	64 lbs.(29kg)
HP-2010	20810	LENCOPULL®	120 60/50HZ	20 Amp	11 1/2"Hx15"Wx16 3/4"L	25', No. 12/3 wire	7' Power Cable Lead 7' Ground Cable Lead	64 lbs.(29kg)

QUICK PULL KIT


- No More Holes to Drill
- No More Long Studs
- No More Washers

Autobody Dent Pulling Attachment *Eliminate Several Steps*

Part No.
QPK-20



**Star Tip Welds
Directly To Workpiece
With Built In Puller**



Save Time – Increase Profits

ORDERING INFORMATION

Part No.	Ordering No.	Description
QPK-20*	27420	Dent Pulling Attachment
QP-421*	27421	Power Cable Assy. (7' long)
QP-424*	27424	Electrode Head Kit (includes head, compression screws, A-201 metal shrinking tip, pkg. 10 star tips and allen wrench)
QP-451	27451	Star Tip (10 pieces)
QP-461	27461	Ground Cable Assy. (7' long)

The QPK-20 Attachment comes complete with a 7' power cable slide hammer and a 7' ground clamp/magnetic cable assembly, metal shrinking tip (A-201), allen wrench and a package of extra star tips (10). The QPK-20 Attachment is for use with any Lenco spot welder.

UNI-SPOT III



Part No.
L-950

Save Time !

Spot weld difficult to reach areas quickly and easily making factory type spot welds.

- Eliminate warpage
- Eliminate distortion
- Reduce weld clean-up
- Welds two combined pieces of 18 gauge auto body stock

Attach the "UNI-SPOT III" to your LENCO SERIES RESISTANT WELDER.

There is no need to disconnect the dual-spot cable assembly when using the "UNI-SPOT III" attachment with your Lenco spot welder. You will need to connect the trigger switch plug on the attachment you wish to use.

SAVE MONEY !

With the "UNI-SPOT III" attachment, there are no consumables to buy or shop air needed for cooling.

- NO GAS
- NO WIRE
- NO SPECIAL TRAINING

ORDERING INFORMATION

Part No.	Ordering No.	Description
L-950*	27001	Uni-Spot III
U 2041*	272041	Stationary Cable Assy.
U-2051	272051	Movable Cable Assy.
UNI-SPOT III TIPS		
UL-201	27201	Long Spot Tip
US-202	27202	Short Spot Tip
UD-203	27203	Drip Rail Spot Tip



Long Spot Tip
Part No.
UL-201



Short Spot Tip
Part No.
US-202



Drip Rail Spot Tip
Part No.
UD-203

*3000 / 5000 series requires adapter kit. - See page 6

HANDI-PULL KIT

HP-10



AUTOBODY DENT PULLING ATTACHMENT

- Allows for pulling by hand or can be used with AP-466 Quick Pry
- Includes Spk 102 stud welding tip
- Comfortable, easy to use handle

ORDERING INFORMATION

Part No.	Ordering No.	Description
HP-10	27510	HANDI-PULL KIT
HP-551	27551	Tip (pkg of 3)

QUICK PRY




FOR INCREASED LEVERAGE WITH THE QPK-20 OR LP-1000

- Aluminum Construction for light weight with uncompromising strength
- Multi position footpad allows for a variety of pulling angles

ORDERING INFORMATION

Part No.	Ordering No.	Description
QP-466	27466	Quick Pry

QUICK CLAW KIT



- Allows long sections to be straightened with a single pull
- Independent finger action creates an even pull
- Quick wire is reusable

ORDERING INFORMATION

Part No.	Ordering No.	Description
QC-469*	27469	Quick Claw Kit
A-204	21120	Quick Wire Tip
QW-470	27470	Quick Wire
QC-471	27471	Quick Claw

*Includes A-204, QW-470, QC-471

SERVICE CART

Built For Service... Designed to Make Your Job Easier and More Efficient.

You can elevate your LENCOSPOT® MARK II® Welder to the proper height for spotting tops, and yet it will be low enough to easily spot in a wheel housing. Bring your tools to the job; everything you need on the job is at your fingertips. The Service Cart is made of heavy gauge steel and has two heavy duty 8" wheels on the back. Casters with bearings on the front make it easy to move to the job.

ORDERING INFORMATION

Part No.	Ordering No.	Description	Weight	Height
A-2000	22150	Panelspotter®/LENCOSPOT® LENCOPULL® -Service Cart	23 lbs. (10.4kg)	28" (711mm)





QUALITY TIPS

Lenco 5

A-100 SERIES

The **A-144** Regular Tips are used for normal panel replacement procedures. Place an A-144 tip in each electrode and weld - two spots at a time from one side.



Part No. A-144

The **A-145** Drip Rail thin shank tip is used when spot welding drip rails, trunk gutters, and other areas that are too narrow for the normal tip. Use the same procedure for welding as the A-144 tips.



Part No. A-145

ORDERING INFORMATION

Part No.	Ordering No.	Description
A-144	21050	(2) Welding Tip-Regular
A-145	21040	(2) Welding Tip-Drip Rail

A-200 SERIES

The **A-200** Stud Welding Tip is a hollow tip used for welding No. 10 round head screws to a panel. These studs can then be used for pulling dents, hanging upholstery, etc. Insert the screw threads into the hole of the A-200 tip, place the head of the screw against the metal, and then weld.



Part No. A-200

The **A-201** Metal Shrinker is a blunt, heat creating tip used with the Swivel Ground to heat shrink stretched sheet metal. Position the metal shrinking tip, pull the trigger, remove the tip immediately from the spot and cool the metal with a wet cloth.



Part No. A-201

The **A-202** Washer Welder is a slotted tip which accepts standard USS 1/4" washers. Place a washer in the slot of the tip, position the washer in the crease to be pulled, and then weld. After pull is made, the washer may be easily twisted off the panel.



Part No. A-202

The **A-203** Swivel Ground Tip is used with the other A-200 Series special tips to complete the circuit so that one spot at a time can be made. The A-203 is placed in the switchless electrode.



Part No. A-203

ORDERING INFORMATION

Part No.	Ordering No.	Description
A-200	21080	Welding Tip-Hollow, Stud Weld
A-201	21090	Welding Tip-Blunt, Heat Shrinking
A-202	21100	Welding Tip-Slotted
A-203	21110	Swivel Headed Ground Tip

SPK SERIES

The **SPK-102** Long Stud Welding Tip is a hollow tip used for welding SPK-109 Long Welding studs. These studs are used for pulling dents with a slide hammer. Insert the stud into the hole of the tip, place the head of the stud against the metal and weld.



Part No. SPK-102

The **SPK-103** Molding Rivet Welding Tip is used to weld SPK-110 Molding Rivets. This special tip has a magnet in it to hold the molding rivet in place before welding. Put the molding rivet welding tip in one electrode and a ground tip in the other, insert rivet and you are ready to weld. You may weld two molding rivets at a time if you so desire.



Part No. SPK-103

The **SPK-109** Long Welding Stud is 2" long x .090 diameter and is designed to be used with the SPK-102 Long Stud Welding Tip. (100 per package)



Part No. SPK-109

The **SPK-110** Molding Rivets are designed to be used in the installation of moldings on today's cars and are used with the SPK-103 Molding Rivet Tip. (100) per package)



Part No. SPK-110

ORDERING INFORMATION

Part No.	Ordering No.	Description
SPK-102	28916	Welding Tip-Long Stud
SPK-103	28917	Welding Tip-Molding Rivets
SPK-109	28923	Long Welding Stud
SPK-110	28924	Molding Rivets

NOTE: For the small molding rivets, the timer on your welder (L-4000) should be set on 1/2. For the nail type studs, the Welder should be set between 1/2 to 1. For threaded studs like screws, the timer should be set on 3. (These settings may vary due to voltage and material alloys.)

Above tips can be used with 3000 Panelspotter®, 5000 and L-4000 Lencospot®

SPOT WELDER TIP KIT



Part No.
ET-103



Part NO.
ET-102

The **SPOT WELDER TIP KIT** gives the owner of a Panelspotter® or LENCOSPOT® Welder an ample supply of new regular and drip rail tips. It also includes special tips for dent pulling, metal shrinking and stud welding. These regular and special tips not only let you use your welder for body metal replacements but turn it into an everyday tool for additional applications.


THE ET-103 CONTAINS THE FOLLOWING ITEMS:

- 2-No. A-144 Regular Welding Tips
- 2-No. A-145 Drip Rail Welding Tips
- 1-No. A-200 Stud Welding Tip
- 1-No. A-201 Metal Shrinking Tip
- 1-No. A-202 Washer Welding Tip
- 1-No. A-203 Swivel Ground Tip
- 1-No. STSW Holder Cleaning Brush
- 1-No. SPK-102 Long Stud Welding Tip
- 1-No. SPK-103 Molding Rivet Welding Tip

ORDERING INFORMATION

Part No.	Ordering No.	Description
ET-103	22020	Tip Kit
ET-102	22010	(2) (A-144) 1(STSW)

TIP SHARPENER



Part NO.
PTS-100

Sharp tips make better welds. Sharpen your tips on the job without removing the tips from the electrode. The collar will fit over the electrode, centering the tip. Apply pressure turning clockwise and the tool steel blade will sharpen the copper tip to its original 1/8" diameter.

ORDERING INFORMATION

Part No.	Ordering No.	Description
PTS-100	21020	Tip Sharpener
PTS-1001	21021	Replacement Blades

ELECTRODE CLEANING BRUSH

Part NO.
STSW



ORDERING INFORMATION

Part No.	Ordering No.	Description
STSW	21060	Electrode Cleaning Brush

The STSW brush is designed especially for removing oxides from the holes in electrodes.